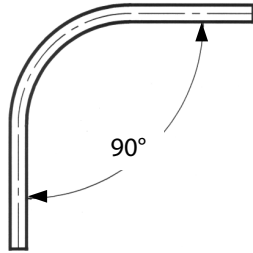


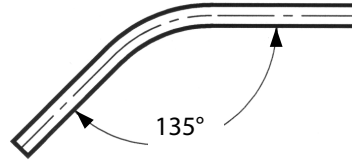
SD200 FOLDING CLOSURE

Curve details

407mm radius to centreline of track



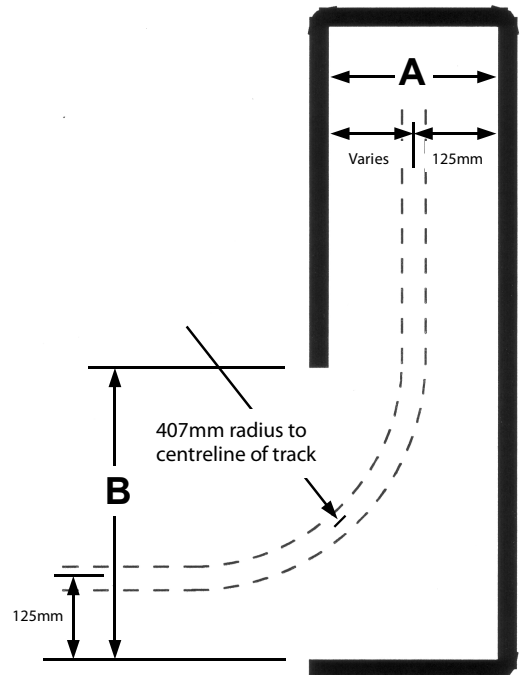
Other angles available as optional extra.
 No angle less than 90° available.



"S" curve (2x135° curves)

Right angle 90° pocket specifications

"A" Pocket width (mm)	"B" Opening width (mm)
250mm	532mm
255mm	480mm
280mm	405mm
305mm	365mm
330mm	335mm
355mm	312mm
380mm	295mm
430mm	269mm
475mm	256mm



Mirage Doors has a continuous program of product development and reserves the right to change specifications at any time without notice.