

# MIRAGE

## D O O R S

### FIESTA STACKING DOORS

CAN BE UTILISED INTERNALLY FOR WIDE HINGED OPENINGS



The FIESTA range of stacking doors are architecturally designed with an emphasis on durability & structural integrity.

It can be utilised internally for wide hinged openings.

Panels are available as hinged, bifold, fixed, sliding, stacking or wall mounted.

#### APPLICATIONS

**Residential**-Home, Units, Townhouses

**Commercial**-Shops, Cafes, Restaurants, Offices, Showrooms

Note: The Fiesta door is designed for internal applications only.

Call 1800 465 599 or visit [www.miragedoors.com.au](http://www.miragedoors.com.au)

Member of the  
**AM**group

**HARDWARE & ACCESSORIES OPTIONS**

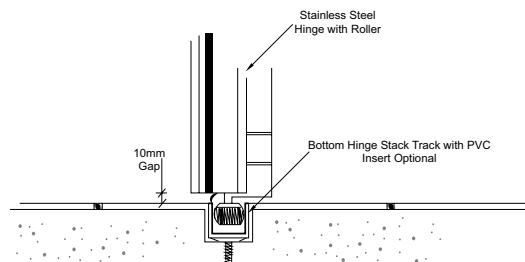
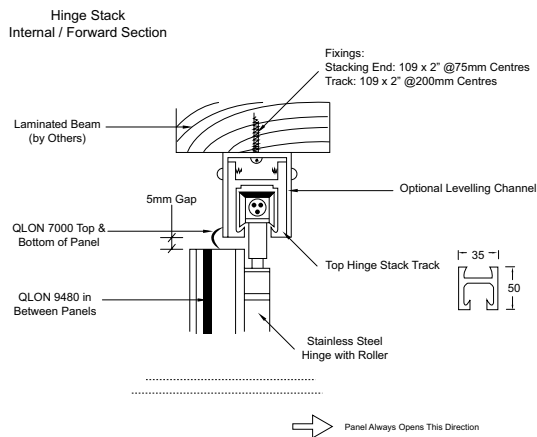
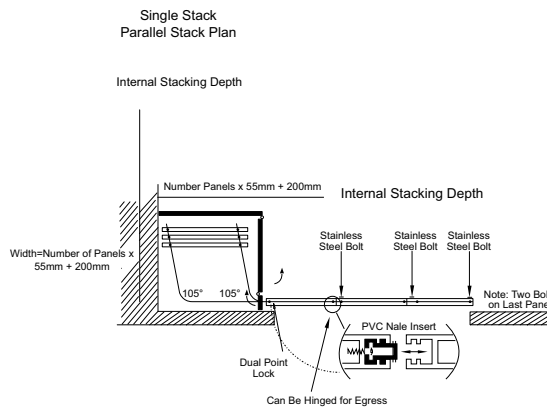
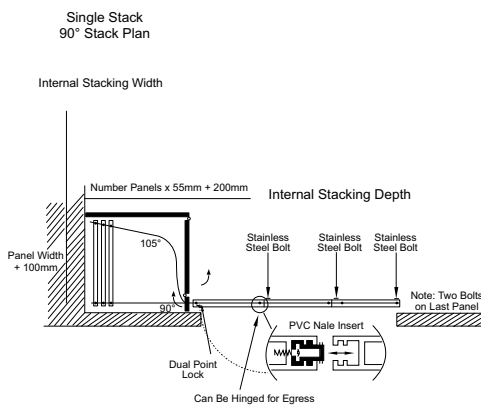
- Gainsborough locks;
- Centor architectural track and rollers;
- Integrated head, still and jamb options;
- Drop bolts and locks;
- Weather, brush and mohair seal options.

**SINGLE STACK OPTIONS**

- Max. opening width - unlimited;
- Max. opening height - 4000mm (depending on width of panels);
- Max. single panel width - 1200mm;
- Max. panel weight - 60kg;
- Max. no. of panels opening in one direction - unlimited;
- NOTE: Mid Rail required for panels over 3000mm high.

**HINGE STACK OPTIONS**

- Max. opening width - 16000mm Internal / Forward;  
- 12000mm Centre.
- Max. opening height - 3000mm.
- Max. single panel width - 750mm.
- Max. panel weight - 40kg.
- Max. no. of panels operating in one direction:  
Internal - 8      Forward - 10      Centre - 15



Single Stack 90° & Parallel Stack Section

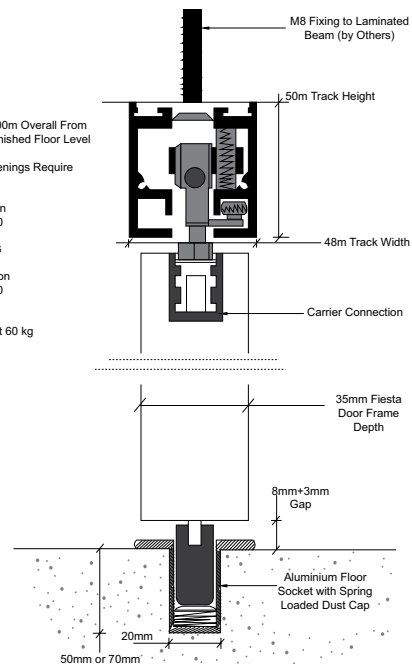
Max Height Is 4000m Overall From Top of Track to Finished Floor Level

>3000m High Openings Require Mid-Rail

Internal Application  
- Max Height 4000  
- Max Width 1200  
- Glass 4mm CTG

External Application  
- Max Height 2600  
- Max Width 600

Max Panel Weight 60 kg



Mirage has a continuous program of product development and reserves the right to change specifications at any time without notice.