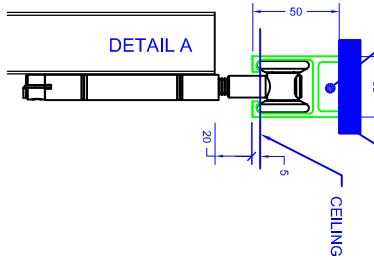
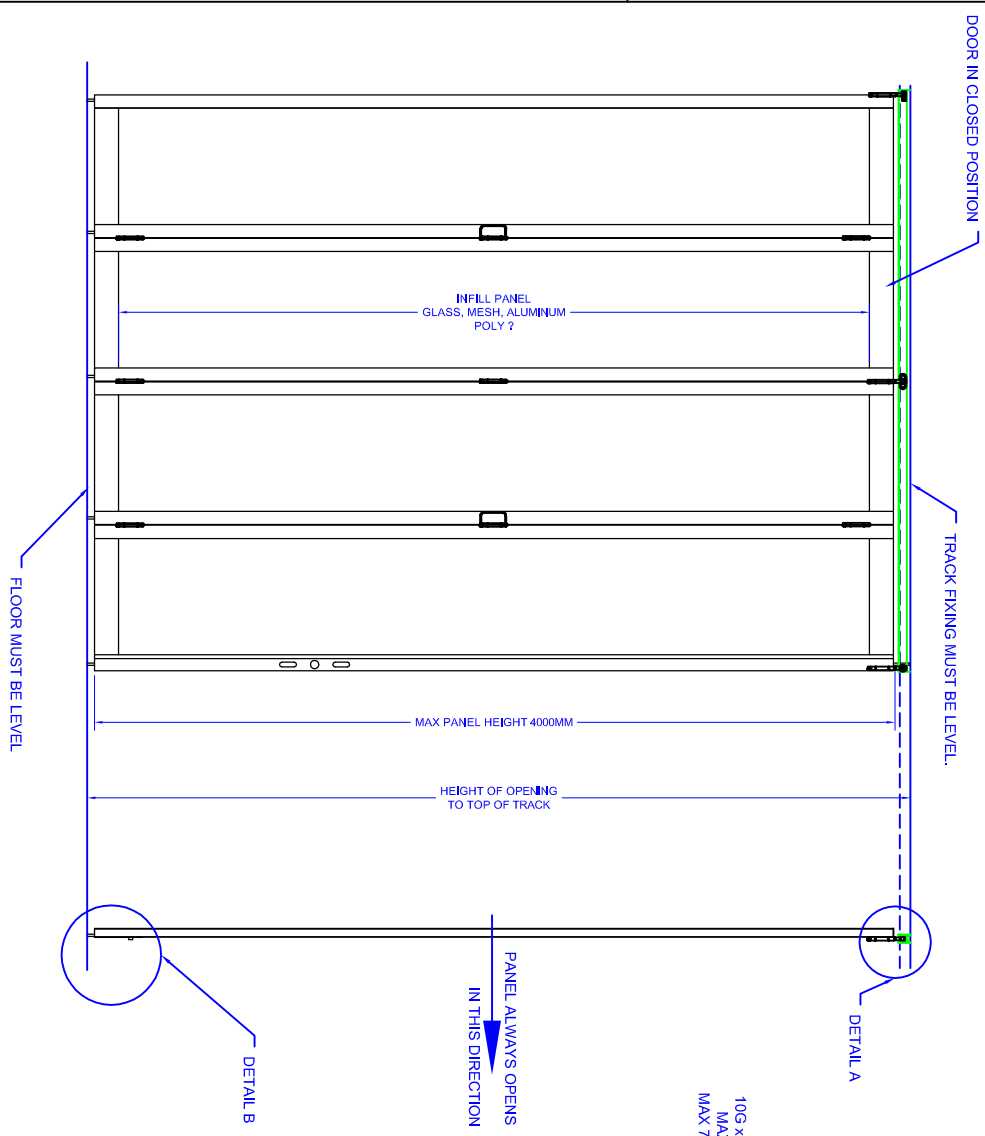


"FOR FURTHER INFORMATION CONTACT
MIRAGE ENGINEERING STAFF"

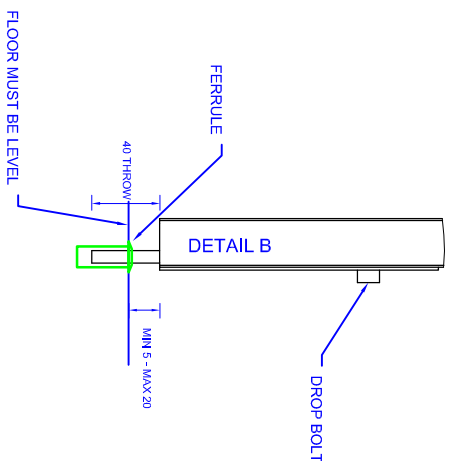
FOR GUARANTEED OPENING,
REQUIRED TOLERANCES:
WIDTH = -0mm / +5mm
HEIGHT = -0mm / +5mm

MAX PANEL HEIGHT = 3000mm
MAX PANEL WIDTH = 750mm
MAX PANEL WEIGHT = 40Kg

MAX NO OF PANELS IN ONE DIRECTION
INTERNAL = 8 FORWARD = 10



TRACK SUPPORT MUST BE
SUFFICIENT TO HOLD MASS OF
DOOR. MUST BE LEVEL.
PROVIDED BY OTHERS



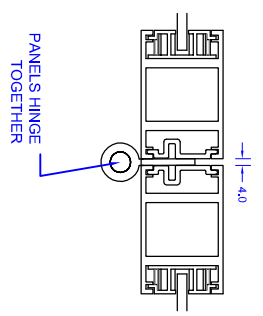
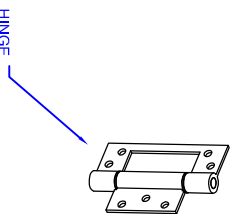
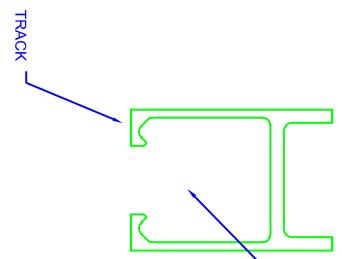
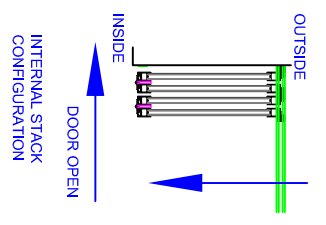
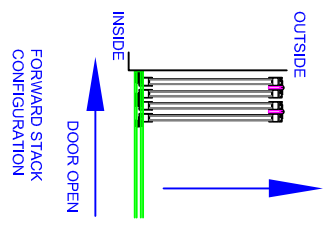
U.O.S. DIMENSIONS IN MILLIMETRES

CONFIDENTIAL NOTE: This drawing and its designs, specifications and engineering information disclosed hereon are the property of Mirage Doors (AUST) PTY LTD and are not to be disseminated or reproduced without express written consent. The drawing is loaned in confidence and then only for consideration of the matter disclosed hereon. In accepting loan of this drawing, the recipient agrees to keep it and the matter disclosed hereon in confidence and not to use nor permit their use in any way detrimental to Mirage Doors (AUST) PTY LTD.

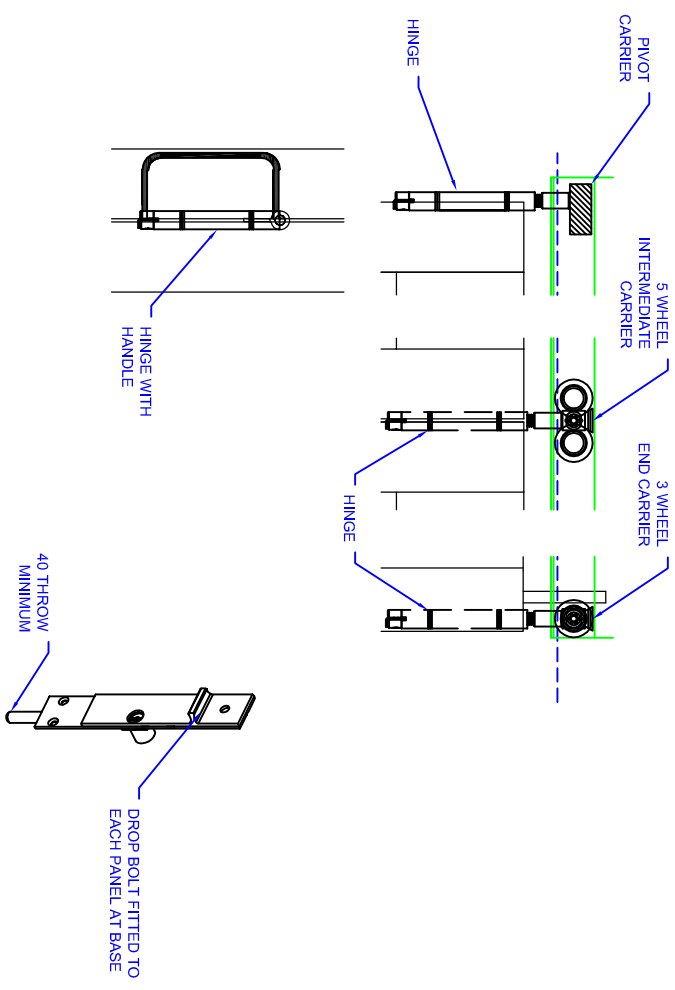
Mirage Doors (Aust) Pty Ltd		PROJECT	
ACN 601 182 629	PH 1800 465 599	FLESTA	
DATE 08/03/2016	SCALE NTS	FOLDING DOORS	
DRAWN: J.R.	CHECKED	END HUNG FOLDING	
APPROVED & DATE		SIZE	DRAWING NO.
FILE FILENAME.dwg		A3	OLD-
		REV.	SHEET
		0	1/3

REV.	REVISION DESCRIPTION	DATE	CKD.

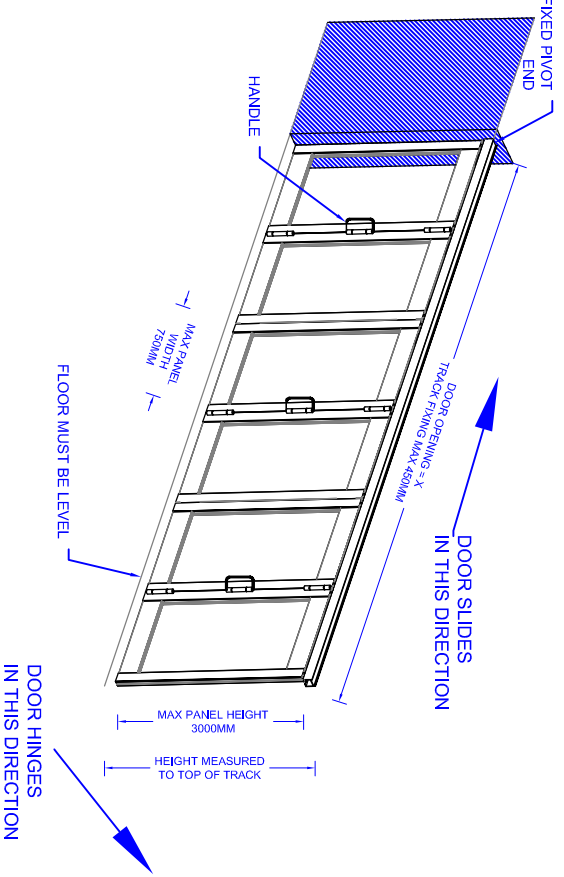
REV.	REVISION DESCRIPTION	DATE	CKD.



MAX PANEL HEIGHT = 3000mm
MAX PANEL WIDTH = 750mm
MAX PANEL WEIGHT = 40Kg
MAX NO OF PANELS IN ONE DIRECTION
INTERNAL = 8 FORWARD = 10



CRITICAL DIMENSIONS
DOOR OPENING HEIGHT TO TOP OF TRACK.

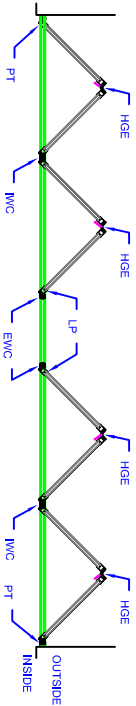


"FOR FURTHER INFORMATION CONTACT
MIRAGE ENGINEERING STAFF"

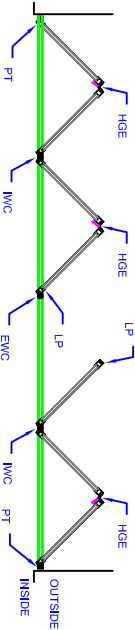
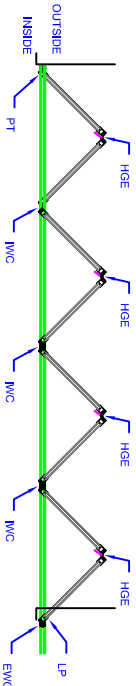
U.S. DIMENSIONS IN MILLIMETRES
CONFIDENTIAL NOTE: This drawing and its designs, specifications and engineering information disclosed hereon are the property of Mirage Doors (AUST) PTY LTD and are not to be disseminated or reproduced without express written consent. The drawing is loaned in confidence and then only for consideration of the matter disclosed hereon. In accepting loan of this drawing, the recipient agrees to keep it and the matter disclosed hereon in confidence and not to use nor permit their use in any way detrimental to Mirage Doors (AUST) PTY LTD.

Mirage Doors (Aust) Pty Ltd		PROJECT	
ACN 601 182 629	PH 1800 465 599	FIESTA	
DATE 08/03/2016	SCALE NTS	FOLDING DOORS	
DRAWN J.R.	CHECKED	END HUNG FOLDING	
APPROVED & DATE		DETAILS	
FILE FILENAME.dwg		SIZE A3	DRAWING NO. QLD.
		REV. 0	SHEET 2/3

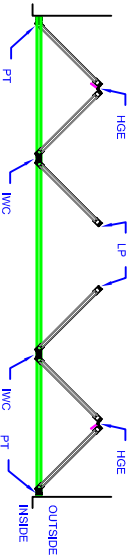
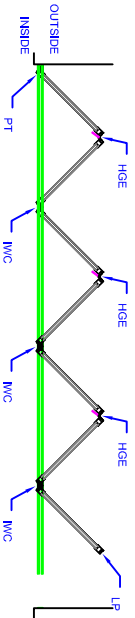
REV.	REVISION DESCRIPTION	DATE	CKD.



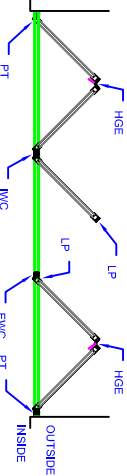
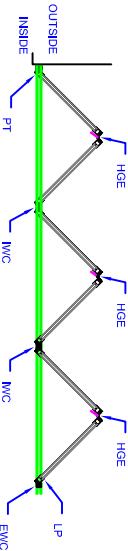
8 PANEL SYSTEM



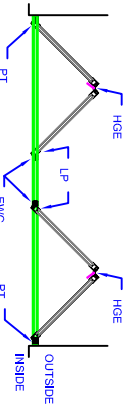
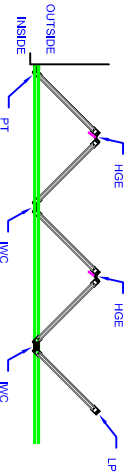
7 PANEL SYSTEM



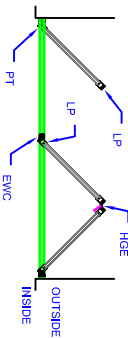
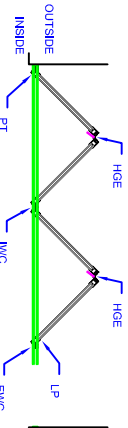
6 PANEL SYSTEM



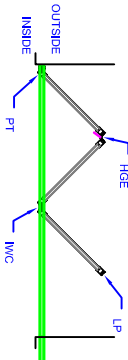
5 PANEL SYSTEM



4 PANEL SYSTEM

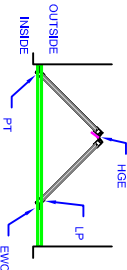


3 PANEL SYSTEM



TWO DIRECTION
OPENING SYSTEMS

2 PANEL SYSTEM



ONE DIRECTION
OPENING SYSTEMS

- LP - LOCKING POST
- PT - PIVOT POINT - FIXED END
- HGE - HINGE LOCATION
- EWG - END 3 WHEEL CARRIER
- IWC - INTERMEDIATE 5 WHEEL CARRIER

U.S. DIMENSIONS IN MILLIMETRES

CONFIDENTIAL NOTE: This drawing and its designs, specifications and engineering information disclosed hereon are the property of Mirage Doors (Aust) Pty Ltd and are not to be disseminated or reproduced without express written consent. The drawing is loaned in confidence and then only for consideration of the matter disclosed hereon. In accepting loan of this drawing, the recipient agrees to keep it and the matter disclosed hereon in confidence and not to use nor permit their use in any way detrimental to Mirage Doors (Aust) Pty Ltd.

Mirage Doors (Aust) Pty Ltd		PROJECT	
ACN 601 182 629		FIESTA	
PH 1800 465 599		STACKING DOORS	
DATE 08/03/2016	SCALE NTS	TITLE	
DRAWN J.R.	CHECKED	END HUNG FOLDING	
APPROVED & DATE		LAYOUT CONFIGURATIONS	
FILE FILENAME.dwg		SIZE A3	REV. 0
		DRAWING NO. QLD-	SHEET 3/3