


# ALUMINIUM SECTIONAL DOORS



Aluminium Perforated Sheet



Acrylic



Aluminium Bar Grille

For superior quality, strength and security in commercial and industrial applications, nothing fits the mould better than our aluminium sectional doors. Aluminium sectional doors are designed to withstand the rigours of the harshest working environment and are used in a wide variety of applications.

## RECOMMENDED SPECIFICATIONS

Aluminium Sectional Door, as supplied by Mirage Industries Pty. Ltd., Australia (The Australian & New Zealand exclusively Licenced Distributors).

## APPLICATION

- Car park entries
- Secure areas
- Garage entries
- Hospitality venues ie: cafes, restaurants, bistros, hotels, clubs
- Main entries ie: showrooms, arcades, malls, sporting facilities and public amenities

## TECHNICAL DETAIL

- Maximum door size-7500mm w x 4400mm h
- OPERATION
- Door automation is recommended

## FINISHES

- Choose between the following:
- Mill finish (for painting by others)
- Anodised finish (some models only)
- Powdercoat finish (available in over 240 colours)

Call 1800 465 599 or visit [www.miragedoors.com.au](http://www.miragedoors.com.au)



## OPTIONS

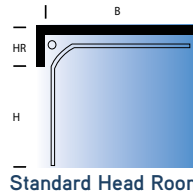
- Choose between the following:
- Fully perforated Zinalume
- Bottom 900mm perforated
- Bottom 450mm perforated
- Fully perforated Colorbond with perforated head panel
- Fully perforated Colorbond with solid head panel
- Solid Colorbond
- Top and bottom part perforation
- Top 450mm perforated

## FINISHES

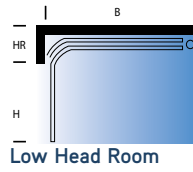
- Zinalume or a wide range of Colorbond colours
- Solid sheet or fully perforated, offering up 65% airflow

## SPECIFICATION

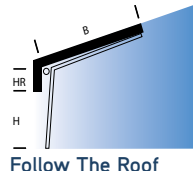
- Sectional doors are constructed from horizontal panels spanning the opening width with all panels installed one above the other to cover the opening height
- Whilst generally manufactured in equal sizes, sectional door panel heights can be altered within material and operational parameters for the ultimate customised finish
- Door panel sections are divided into equal parts approximately 1200mm in width using intermediate bracing members



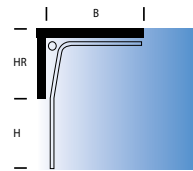
Standard Head Room



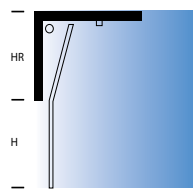
Low Head Room



Follow The Roof



High Lift



Vertical Lift

STANDARD HEADROOM	HEADROOM	SIDE ROOM	BACK CLEARANCE
Manual Operator	380mm	100mm	Height + 400mm
Draw Bar Operator	Min 430mm dependant on motor selected	100mm	Height + 1000mm
Torsion Drive Operator	380mm	300mm (motor side)	Height + 400mm

LOW HEADROOM	HEADROOM	SIDE ROOM	BACK CLEARANCE
Manual Operator	180mm	125mm to 150mm	Height + 600mm
Draw Bar Operator	Min 230mm dependant on motor selected	150mm	Height + 1200mm
Torsion Drive Operator	180mm	350mm (motor side)	Height + 600mm

STANDARD HEADROOM	HEADROOM	SIDE ROOM	BACK CLEARANCE
Manual Operator	Min 180mm	150mm	Height + 600mm
Draw Bar Operator	Min 230mm	150mm	Height + 1200mm
Torsion Drive Operator	Min 180mm	350mm (motor side)	Height + 600mm

HIGH LIFT	HEADROOM	SIDE ROOM	BACK CLEARANCE
Manual Operator	400mm - 3950mm	150mm	Height - High Lift + 300mm
Torsion Drive Operator	400mm - 3950mm	350mm (motor side)	Height - High Lift + 400mm

VERTICAL LIFT	HEADROOM	SIDE ROOM	BACK CLEARANCE
Manual Operator	(Height x 2) + 300mm	150mm	400mm
Torsion Drive Operator	(Height x 2) + 300mm	350mm (motor side)	400mm

INSERTS SPECS	COLOUR	FINISH	THICKNESS	AIRFLOW
Aluminium Security Mesh	Powdercoat Colours		7mm	65%
Aluminium Sheet	Powdercoat Colours	Smooth	1.2mm / 1.6mm / 2.0mm	0%
Aluminium Perforated Sheet	Powdercoat Colours	Smooth	1.6mm	40%
Steel Perforated Sheet	Powdercoat Colours	Smooth	1.6mm	40%
Aluminium Sunscreen Louvre	Powdercoat Colours	Smooth	1.6mm	18-60%*
Steel Sunscreen Louvre	Powdercoat Colours	Smooth	1.6mm	18-60%*
Acrylic	Clear/Opaque/Smoked	Smooth	3.0mm / 4.5mm	0%
Polycarbonate	Clear/Opaque/Smoked	Smooth	3.0mm / 4.5mm	0%
Symonite®	Powdercoat Colours	Smooth/Stucco	4.5mm	0%
Western Red Cedar	Stained/Clear	Smooth	10mm / 14mm	0%
Ply Wood	Painted/Clear	Smooth	4.5mm - 9.5mm	0%
Batten on Ply Wood	Painted/Clear	Smooth/Rough Sawn	42mm x 18mm	0%
Aluminium Slatted	Powdercoat Colours	Smooth	78mm x 25mm	25% Min**
Aluminium Bar Grille	Powdercoat Colours	Smooth	^50mm or 90mm	60 Min**
Aluminium Louvre	Powdercoat Colours	Smooth	^50mm or 90mm	25% Min**

\*Dependant on design \*\*Dependant on design spacing ^Square or round hollow

Call 1800 465 599 or visit [www.miragedoors.com.au](http://www.miragedoors.com.au)

